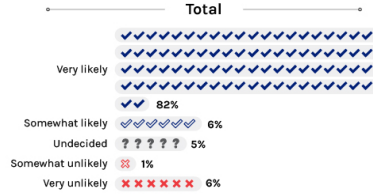




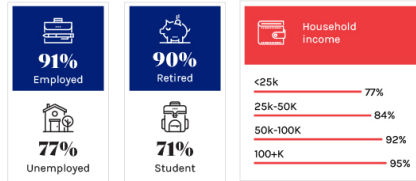
Luth Research surveyed their community of panelists about their plans to vote and who they will vote for in the upcoming presidential election. This data is based on a sample size of N=2297 weighted to the demographics of the U.S. online population.

How likely are you to vote?

It looks like voter turnout will be high especially in the higher HHI levels. Additionally, students and the unemployed reported overall lower intent than employed and retired.

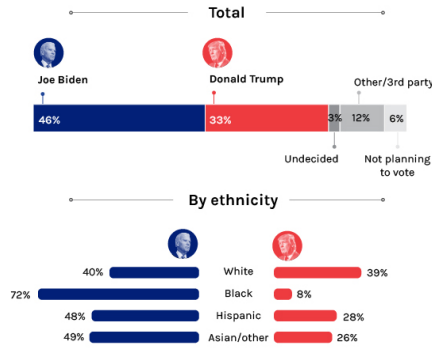


Likely to vote (T2B)



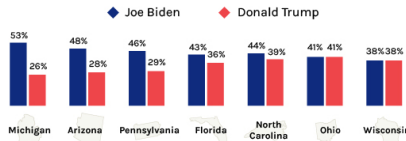
Who are you voting for?

Biden seems to be out in front at this point. Responses do not vary greatly by gender, income and employment - but significant differences are observed along race and ethnic lines.



What about swing states?

Trump trails Biden among voters in Michigan, Arizona and Pennsylvania. The candidates, however, are neck and neck in Florida, North Carolina, Ohio and Wisconsin.



How does first debate impact your decision?

